

Service Schematics

NOKIA 3120 CLASSIC

Introduction

IMPORTANT:

This document is intended for use by authorized NOKIA service centers only.

“Service Schematics” was created with focus on customer care. The purpose of this document is to provide further technical repair information for NOKIA mobile phones on Level 3/4 service activities. It contains additional information such as e.g. “Component finder”.

Saving process time and improving the repair quality is the aim of this document. It is to be used additionally to the service manual and other training or service information such as Service Bulletins.

While every endeavour has been made to ensure the accuracy of this document, some errors may exist. If the reader finds any errors, NOKIA shall be notified in writing.

Please send E-Mail to: TrainingAndVendor.Development@nokia.com

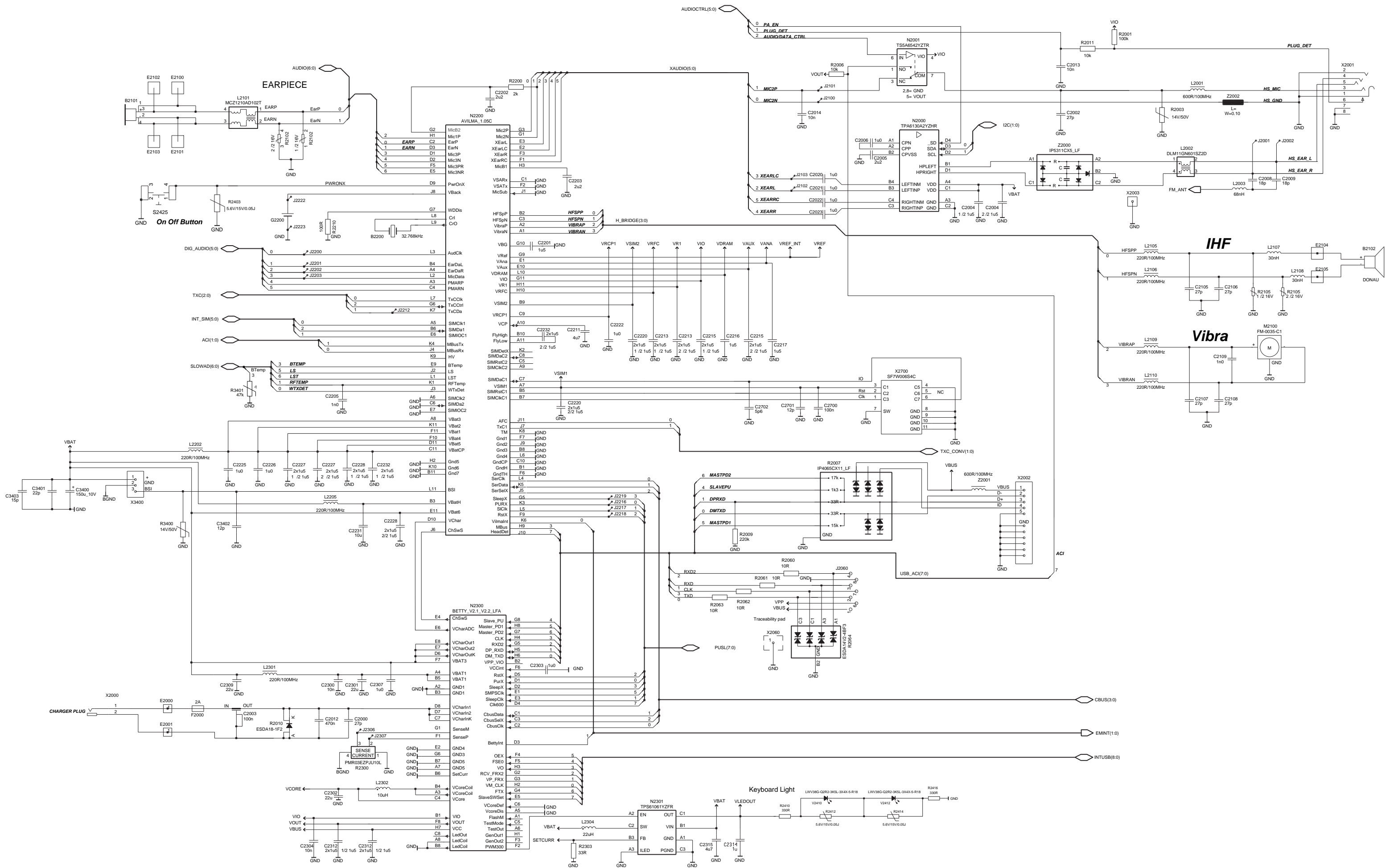


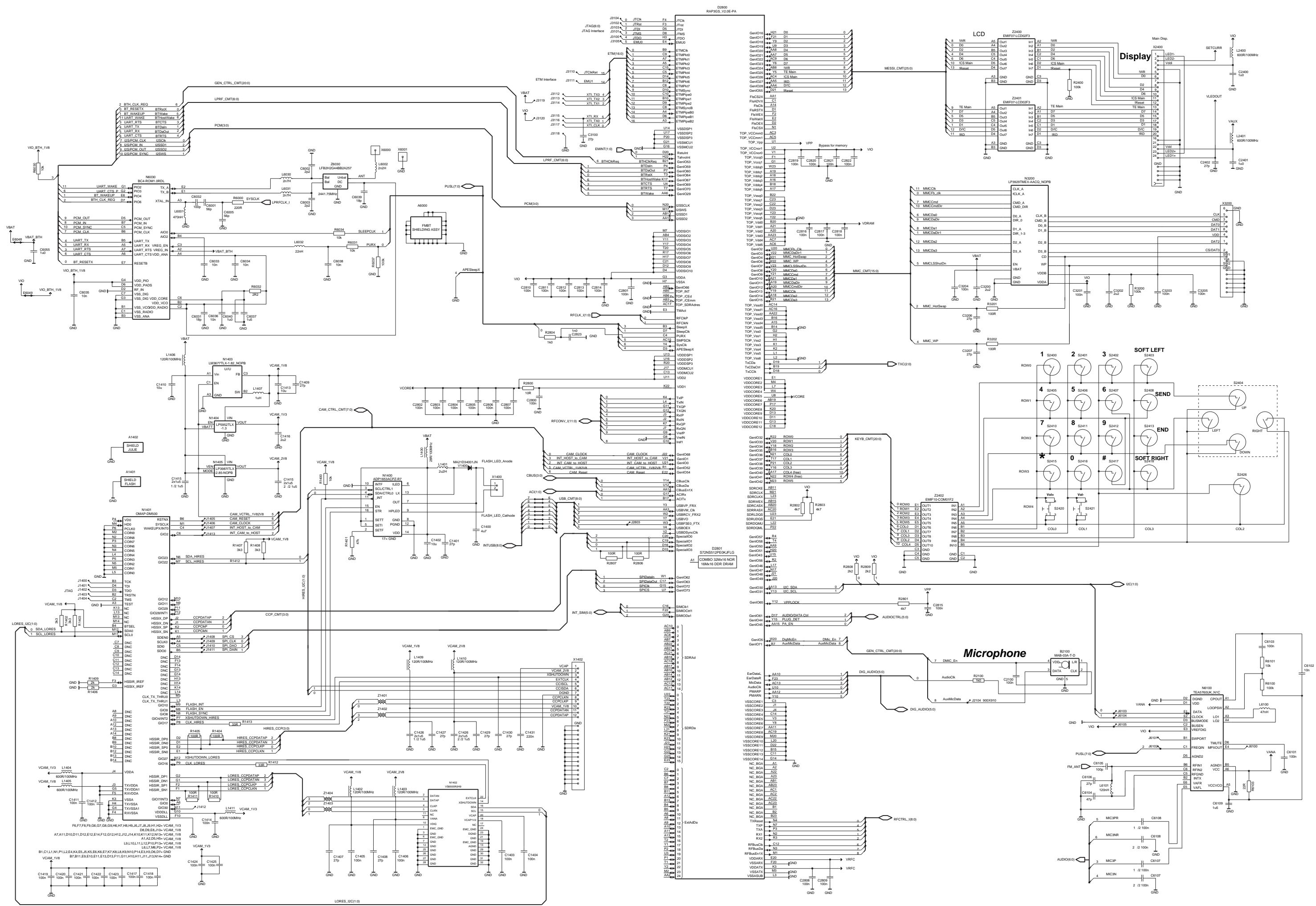
Table of Content

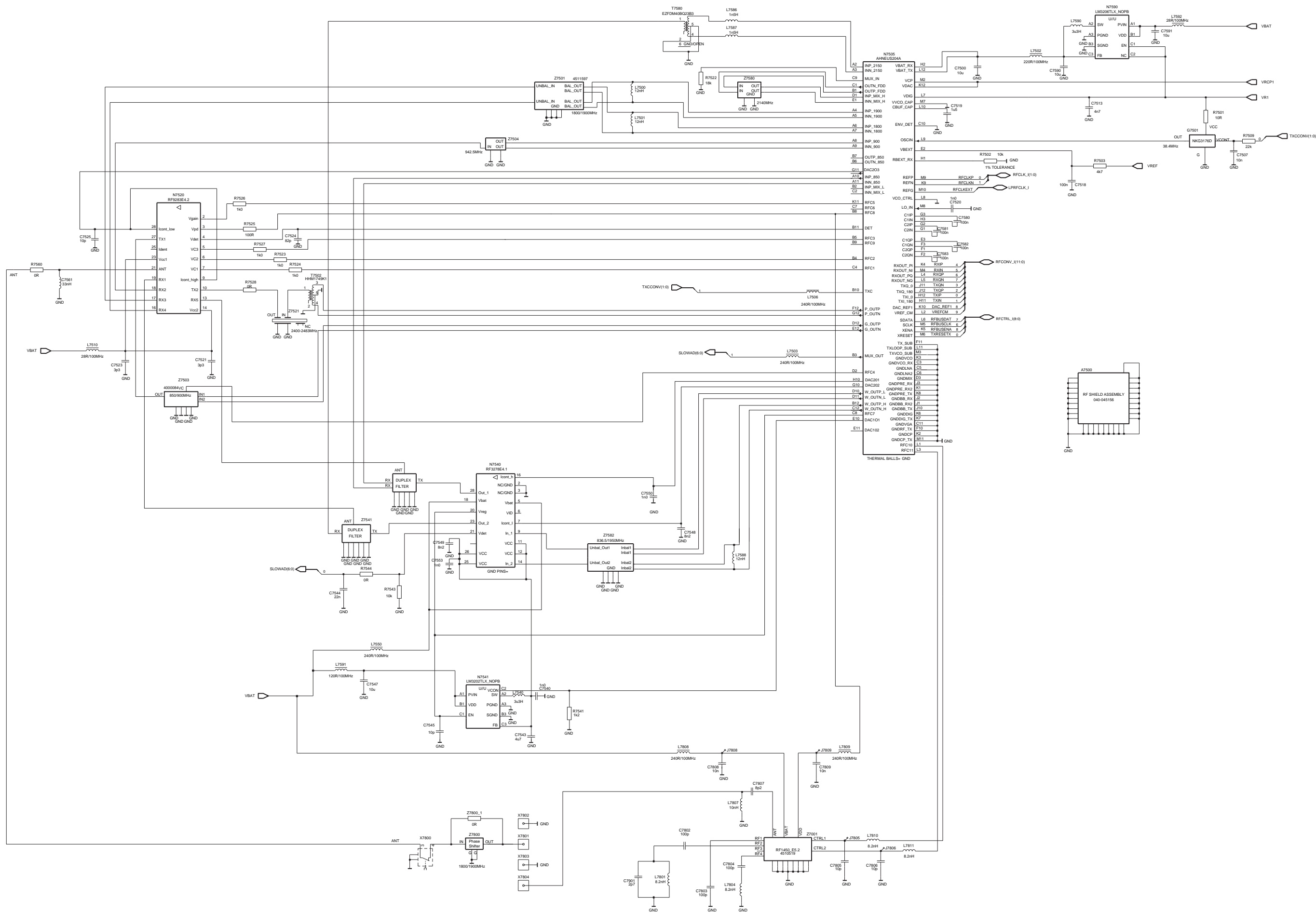
Front page	1
AVilma, Betty	2
RAP	3
RF part	4
Component finder	5

Copyright © NOKIA

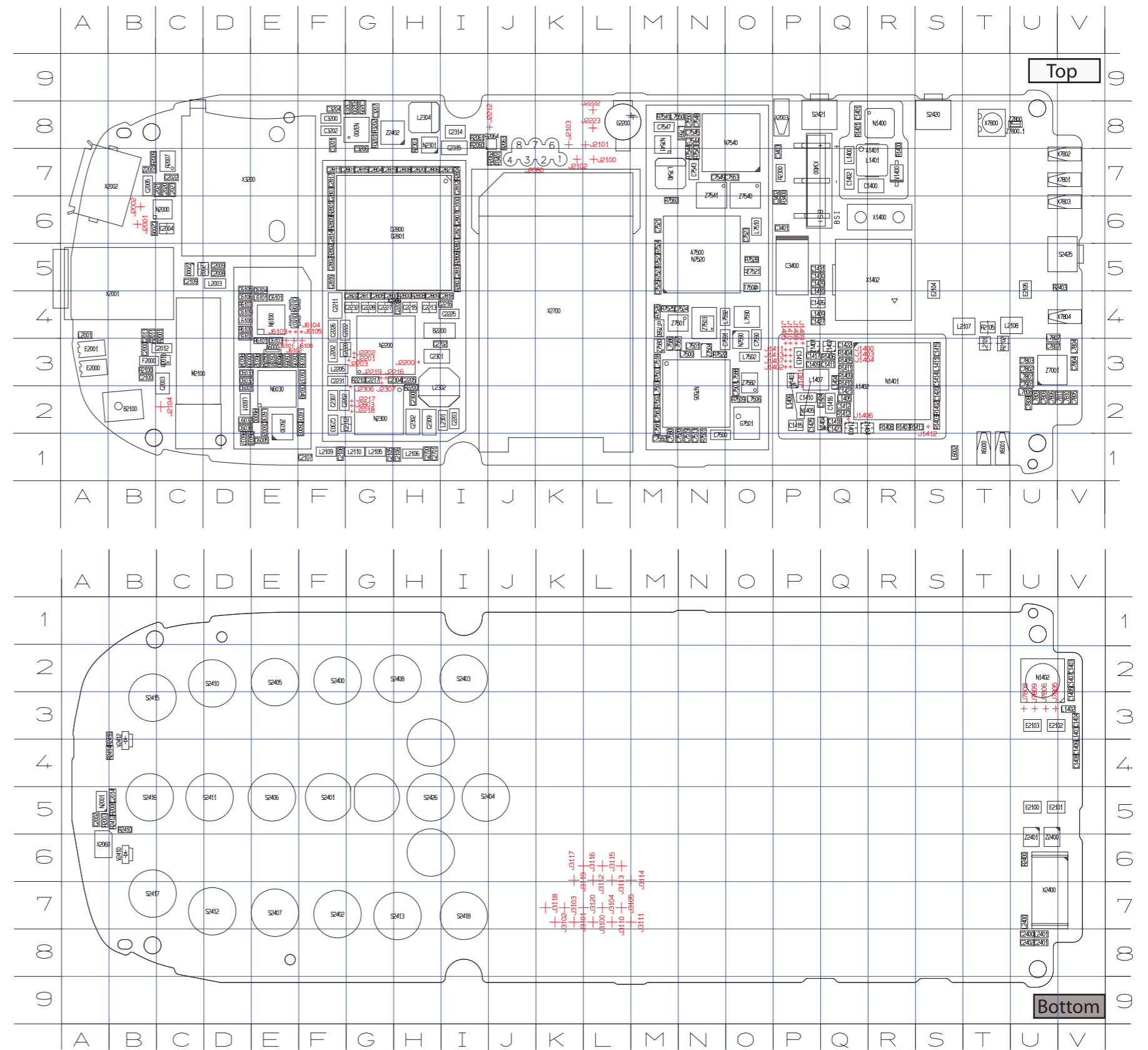
This material, including documentation and any related computer programs is protected by copyright, controlled by NOKIA. All rights are reserved. Copying, including reproducing, modifying, storing, adapting or translating any or all of this material requires the prior written consent of NOKIA. This material also contains company confidential information, which may not be disclosed to others without the prior written consent of NOKIA.







A	C2020	C7	C2809	H4	C7500	N1	J1411	P3	L	L7807	U4	R2063	J8	R7560	M6		
A1401	R7	C2021	C7	C2810	I5	C7507	O2	J1412	S2	L1400	Q7	L7808	U2	R2064	J8	S	
A1402	Q2	C2022	C7	C2811	F7	C7513	N1	J1413	P3	L1401	R7	L7809	U2	R2100	B3	S2420	S8
A2200	H4	C2023	C7	C2812	I7	C7518	M3	J2001	P3	L1402	V3	L7810	V2	R2102	T3	S2421	P8
A6000	H3	C2100	B3	C2813	G4	C7519	N1	J2002	P3	L1403	V3	L7811	V2	R2105	T4	S2425	V5
A7500	N5	C2105	G1	C2814	F6	C7520	N1	J2060	K7	L1404	Q3	M	R2200	H2	T		
A7500	B2	C2106	H1	C2815	G7	C7521	M6	J2100	L7	L1405	Q2	M2100	C3	R2210	G3	T7502	O5
B	C2107	F1	C2816	F5	C7523	O6	J2101	L8	L1406	P2	N	R2300	P7	T7580	M4		
B2200	H4	C2108	F1	C2817	F7	C7524	N4	J2102	K7	L1407	P3	N1400	R8	R2303	H8	V	
C	C2109	C5	C2818	I4	C7525	M5	J2103	K8	L1409	P4	N1401	R3	R2400	U6	V1400	R7	
C1400	R7	C2201	H4	C2819	G7	C7543	N7	J2104	P	L1410	P4	N1402	U2	R2403	V5	V2410	B6
C1401	Q8	C2202	F2	C2820	H7	C7544	N8	J2200	H3	L1411	S3	N1403	P3	R2410	B5	V2412	B4
C1402	Q7	C2203	I2	C2821	I6	C7545	N8	J2201	G3	L2001	A4	N1404	Q2	R2412	B5	X	
C1403	V2	C2205	H3	C2822	G4	C7547	M8	J2202	G3	L2002	D5	N1405	P2	R2414	B4	X1400	R6
C1404	V3	C2211	F4	C2823	I7	C7548	N8	J2203	G3	L2003	D5	N2000	C6	R2416	B3	X1402	R5
C1405	V3	C2213	H4	C3100	I6	C7549	N7	J2212	J8	L2101	T3	N2001	A5	R2800	H4	X2001	B5
C1406	V4	C2215	H4	C3200	F8	C7550	N8	J2216	G3	L2105	G1	N2200	G3	R2801	F6	X2002	A7
C1407	V2	C2216	I4	C3201	F8	C7553	O7	J2217	G2	L2106	H1	N2300	G2	R2802	F5	X2003	P8
C1408	V4	C2217	G3	C3202	F8	C7580	M1	J2218	G2	L2107	T4	N2301	H8	R2803	I5	X2060	A6
C1409	P3	C2220	G3	C3203	G8	C7581	M2	J2219	G3	L2108	U4	N3200	G8	R2804	I7	X2400	U7
C1410	P2	C2222	F4	C3204	F8	C7582	M1	J2222	L8	L2109	F1	N6300	E2	R2806	I5	X2700	K4
C1411	Q3	C2225	I4	C3205	G8	C7583	M2	J2223	L8	L2110	G1	N6100	E4	R2807	I5	X3200	D7
C1412	Q2	C2226	F4	C3206	G7	C7590	O3	J2306	G2	L2202	F3	N7505	N2	R2808	H4	X3400	P7
C1413	P3	C2227	G4	C3207	G8	C7591	O3	J2307	G3	L2205	F3	N7520	N5	R2809	F6	X6000	T1
C1414	S3	C2228	G4	C3400	P5	C7802	U3	J2803	G2	L2301	I2	N7540	O8	R3200	G8	X6001	T1
C1415	P2	C2231	F3	C3401	P6	C7803	U3	J3100	L7	L2302	H2	N7541	M8	R3201	G8	X7800	T8
C1416	Q2	C2232	G4	C3402	P6	C7804	V3	J3101	K7	L2304	H8	N7590	O3	R3202	G8	X7801	V7
C1417	P3	C2300	H2	C3403	P7	C7805	V2	J3102	K7	L2400	U7	R	R3400	P6	X7802	V7	
C1418	Q2	C2301	H3	C6001	D2	C7806	U2	J3103	K7	L2401	U8	R1400	R7	R3401	J7	X7803	V6
C1419	S3	C2302	H2	C6002	E2	C7807	U3	J3104	L7	L6001	D2	R1401	Q8	R6000	E2	X7804	V4
C1420	S2	C2303	F2	C6003	F2	C7808	U2	J3105	L7	L6002	S1	R1402	S2	R6030	E3	Z	
C1421	Q2	C2304	H3	C6005	E1	C7809	U2	J3110	L7	L6030	E2	R1403	S2	R6031	E1	Z1401	P3
C1422	Q3	C2307	F2	C6031	E3	C7901	U3	J3111	L7	L6031	F2	R1404	Q3	R6032	E3	Z1402	Q3
C1423	Q2	C2309	H2	C6032	D3	D	J3112	L6	L6032	D2	R1405	Q3	R6034	D3	Z1403	Q2	
C1424	Q2	C2312	G2	C6033	D3	D2800	H6	J3113	L6	L6100	D4	R1406	Q3	R6037	D1	Z1404	Q2
C1425	P2	C2314	I8	C6034	E3	D2801	H6	J3114	L6	L6101	E4	R1407	R2	R6100	D4	Z2000	C5
C1426	P4	C2315	I8	C6035	E3	F	J3115	L6	L7500	N3	R1408	R2	R6101	E3	Z2001	B7	
C1427	P4	C2400	U8	C6036	F3	F2000	B3	J3116	L6	L7501	N3	R1409	Q3	R6103	D4	Z2400	U6
C1429	P5	C2401	U8	C6037	F3	G	J3117	L6	L7502	O3	R1410	Q3	R7501	N1	Z2401	U6	
C1430	P5	C2402	U8	C6038	D2	G2200	L8	J3118	K7	L7503	M2	R1411	Q3	R7502	M2	Z2402	G8
C1431	P5	C2700	H1	C6039	D3	J	J3119	K6	L7506	O2	R1412	Q2	R7503	M3	Z6030	E2	
C2000	B3	C2701	H1	C6040	F2	J1400	P3	J3120	L7	L7510	O6	R1413	S2	R7509	O2	Z7001	U3
C2002	A5	C2702	I3	C6055	E3	J1401	P3	J6100	F3	L7540	M7	R2001	C4	R7522	N3	Z7501	N4
C2003	C3	C2800	G4	C6101	E4	J1402	P3	J6101	E3	L7550	M8	R2003	A5	R7523	M5	Z7503	N4
C2004	C6	C2801	G7	C6102	D4	J1403	P3	J6102	E3	L7586	M3	R2006	B5	R7524	M5	Z7504	N3
C2005	B7	C2802	F5	C6103	E3	J1404	P3	J6103	E4	L7587	N3	R2007	C7	R7525	M4	Z7521	O5
C2006	B6	C2803	F7	C6104	E5	J1405	P3	J6104	E4	L7588	O3	R2009	B7	R7526	M4	Z7540	O7
C2008	D5	C2804	G7	C6105	D5	J1406	Q2	J6105	F4	L7590	O4	R2010	C3	R7527	M5	Z7541	N7
C2009	D5	C2805	G4	C6106	D4	J1407	P3	J7805	U3	L7591	N8	R2011	B4	R7528	O5	Z7580	M3
C2012	C3	C2806	H7	C6107	E4	J1408	P3	J7806	U3	L7592	O4	R2060	I8	R7541	M8	Z7582	O3
C2013	B4	C2807	I6	C6108	E4	J1409	P3	J7808	U3	L7801	U3	R2061	I8	R7543	N7	Z7800	U8
C2014	B5	C2808	H7	C6109	D4	J1410	P3	J7809	U3	L7804	V3	R2062	J7	R7544	N7	Z7800	U8



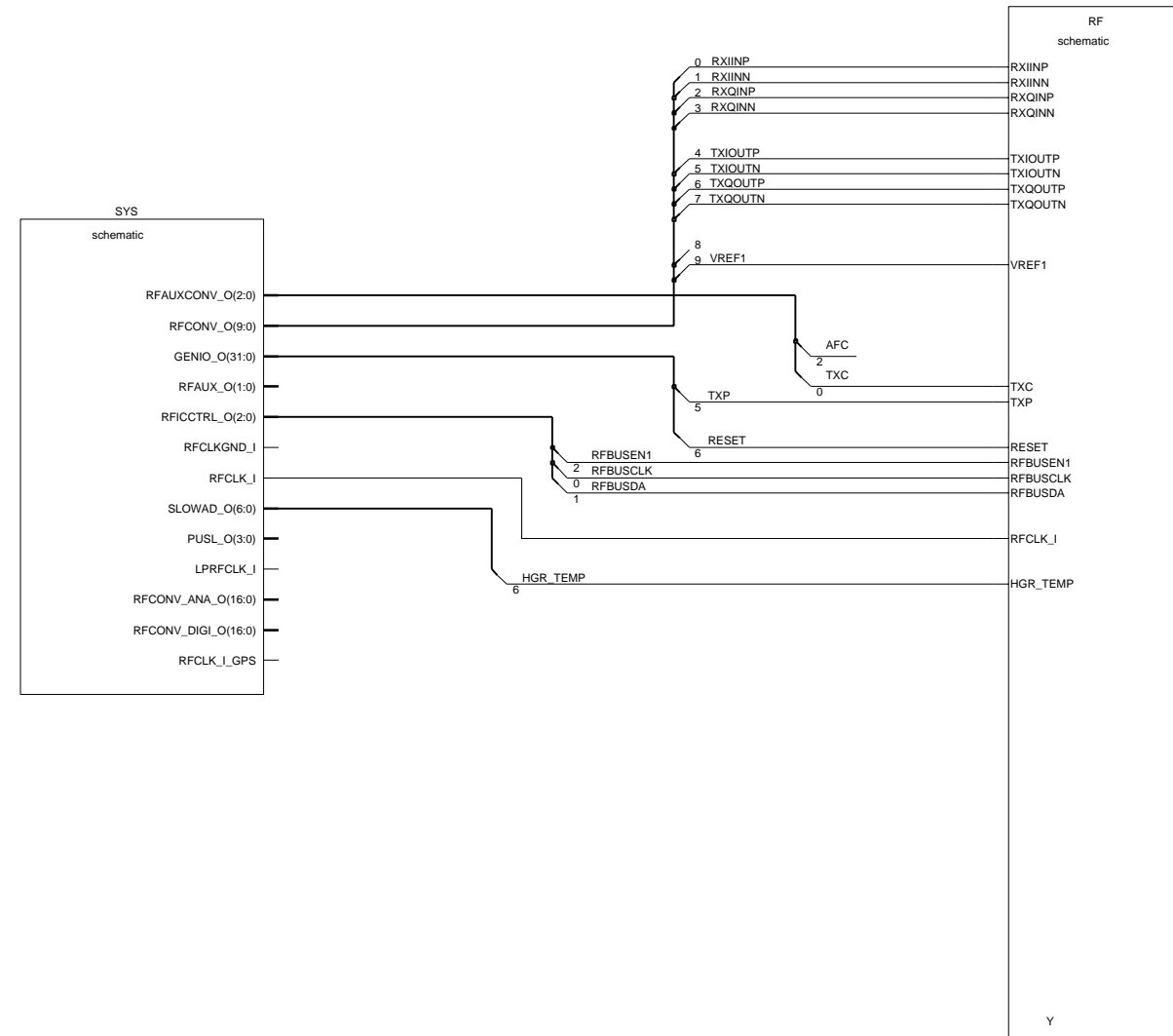
8 - SCHEMATICS

Table of Contents

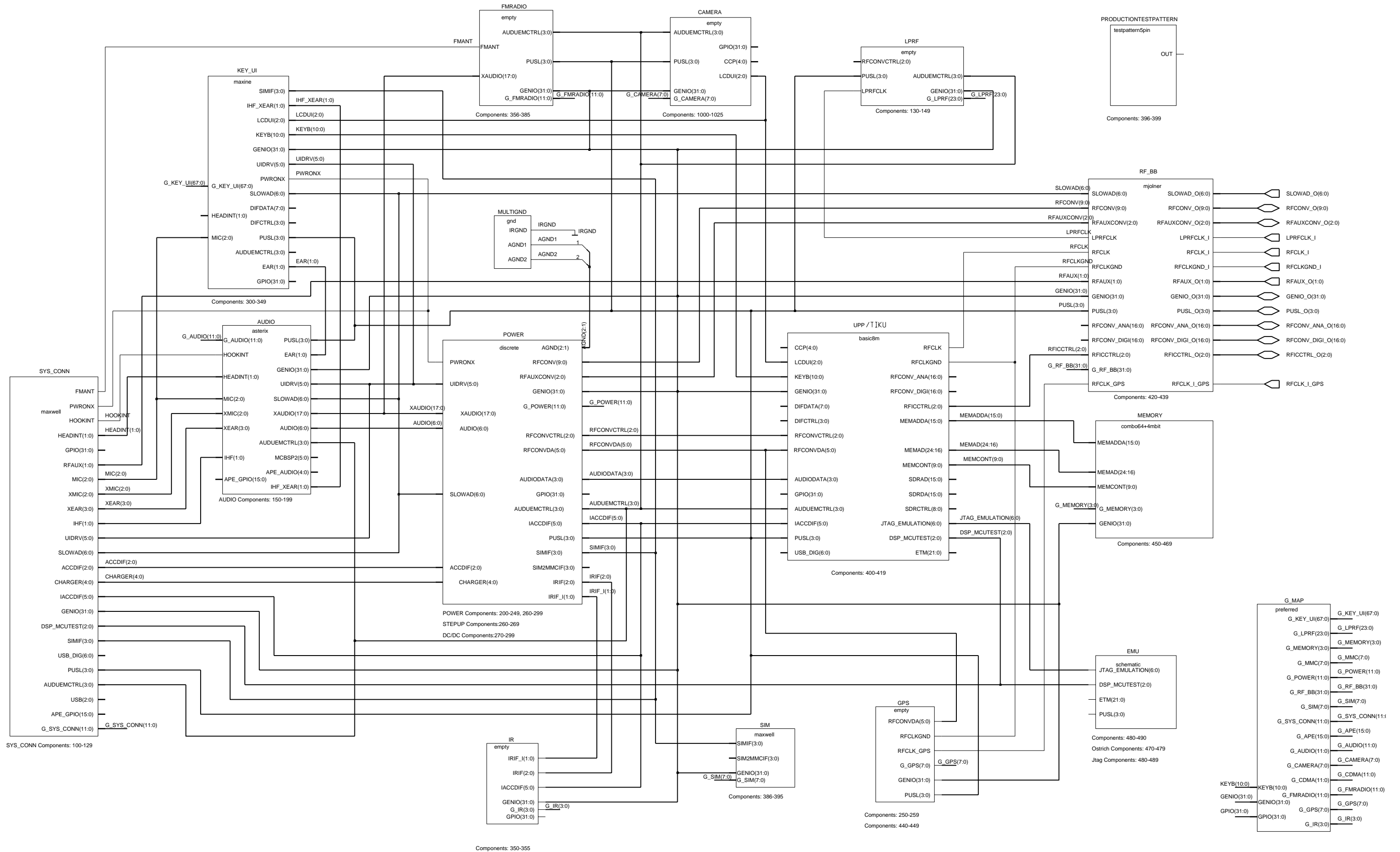
	Page No
Schematics (Table of Contents)	1
Top sheet	2
DCT4 Common Baseband Schematic (Top Level)	3
RH-19/RH-50 System Connector.....	4
RH-19/RH-50 User Interface.....	5
RH-19/RH-50 Audio.....	6
MultiGND symbol bypass	7
5 pin Production Test Pattern	7
Discrete Power Management	8
Light filtering	9
DC/DC Converter	10
PWR resistor 0805 thermal1	10
SIM reader for RH-19/RH-50.....	10
RH-19/RH-50 Filters / No IR Interface present in this product.....	11
Module ID	11
UPP 8M Implementation	12
Discrete decoupling capacitors for UPP	13
Testpoints based Ostrich Interface	13
GSM RF - Baseband Interface	14
Combo Memory 64 + 4 Mbit	15
Discrete capacitors for memory without VFlash1	16
Empty wing sheet	16
Test and Emulator Interface	17
Testpoints for JTAG Emulator	18
RF Top sheet	19
Power Amplifier	20
Mjoelner	21
Component layout diagram, top.....	22
Component layout diagram, bottom.....	23

Title: Top Sheet

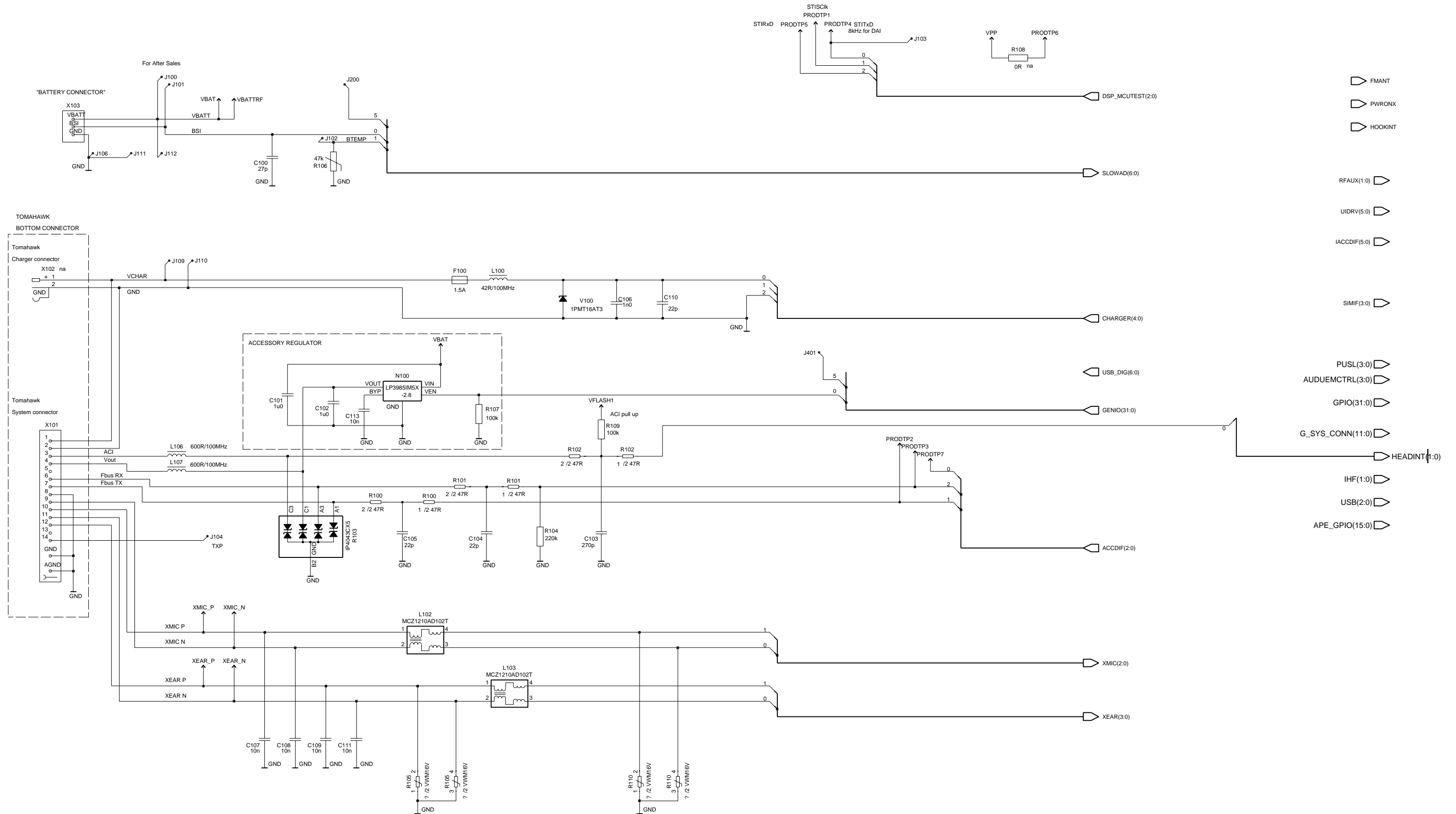
CBB_OVERVIEW		MODEL	CBB_VERSION
SYS_CONN		MAXWELL	SYS_6.1
KEY_UI		MAXINE	SYS_6.1
AUDIO		MAXWELL	SYS_6.1
FMRADIO		EMPTY	SYS_6.1
MULTIGND		GND	SYS_6.1
POWER	PWRFILTER	DISCRETE	SYS_6.1
	DC_DC	LIGHT	SYS_6.1
	REG_CAP	EMPTY	SYS_6.1
	PWR_RES	MAXWELL	SYS_6.1
		THERM1	SYS_6.1
IR		EMPTY	SYS_6.1
CAMERA		EMPTY	SYS_6.1
LPRF		EMPTY	SYS_6.1
UPP	UPPFILTER	BASIC8M	SYS_6.1
		DISCRETE	SYS_6.1
SIM		MAXWELL	SYS_6.1
GPS		EMPTY	SYS_6.1
PRODUCTIONS PATTERN	MODULE_ID	TESTPATTERN SPIN	SYS_6.1
		MODULE_ID	SYS_6.1
RF_BB		MJOLNER	SYS_6.1
MEMORY	MEMFILTER MEMWING MEMEXTENSION	COMBO64+4MBIT	SYS_6.1
		NOVFLASH1CAP	SYS_6.1
		EMPTY	SYS_6.1
		EMPTY	SYS_6.1
EMU	JTAG OSTRICH ETM	SCHEMATIC	SYS_6.1
		TESTPOINT	SYS_6.1
		TESTPOINT	SYS_6.1
		EMPTY	SYS_6.1



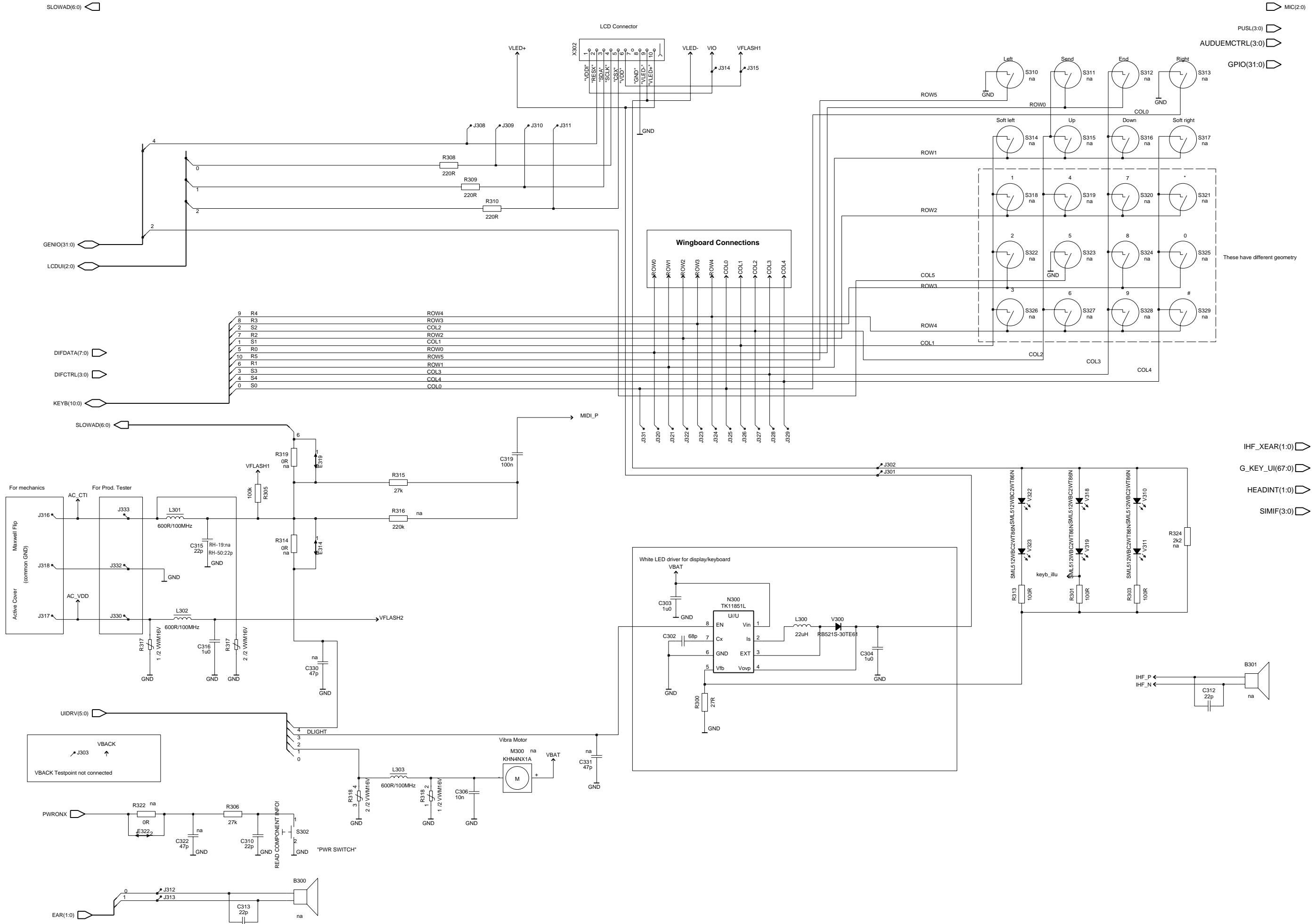
Title: DCT4 Common Baseband Schematic (Top Level)



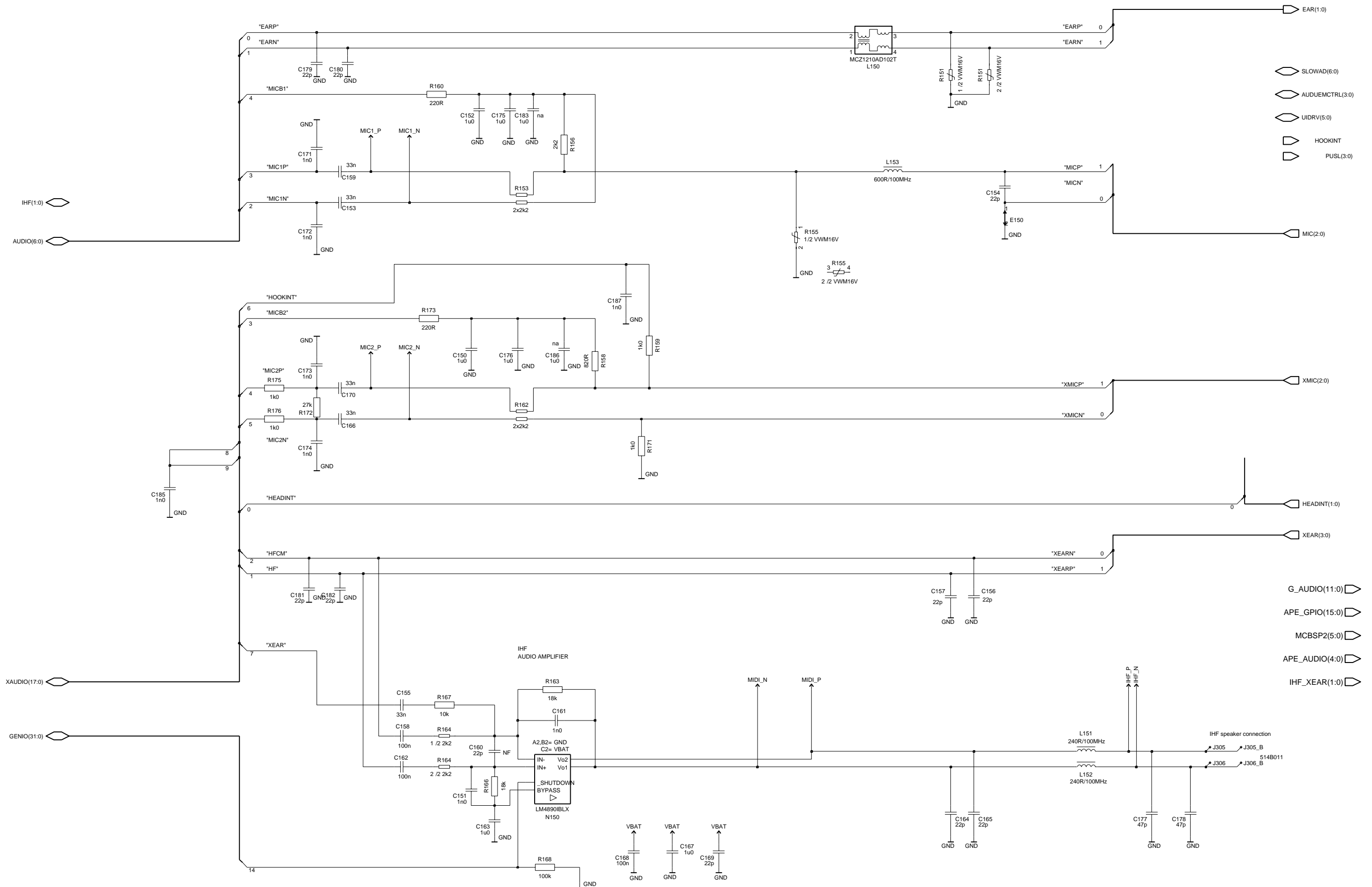
Title: RH-19/RH-50 System Connector



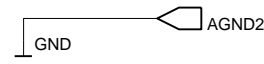
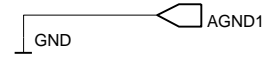
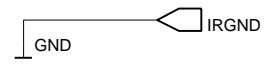
Title: RH-19/RH-50 User Interface



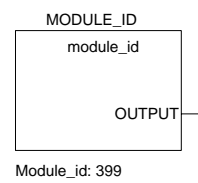
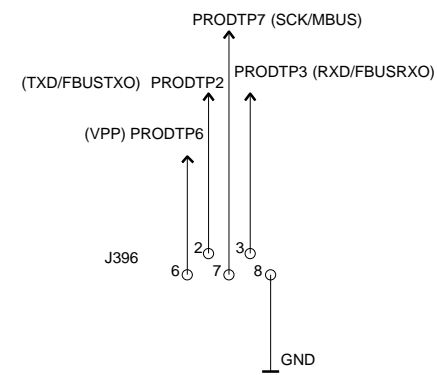
Title: RH-19/RH-50 Audio



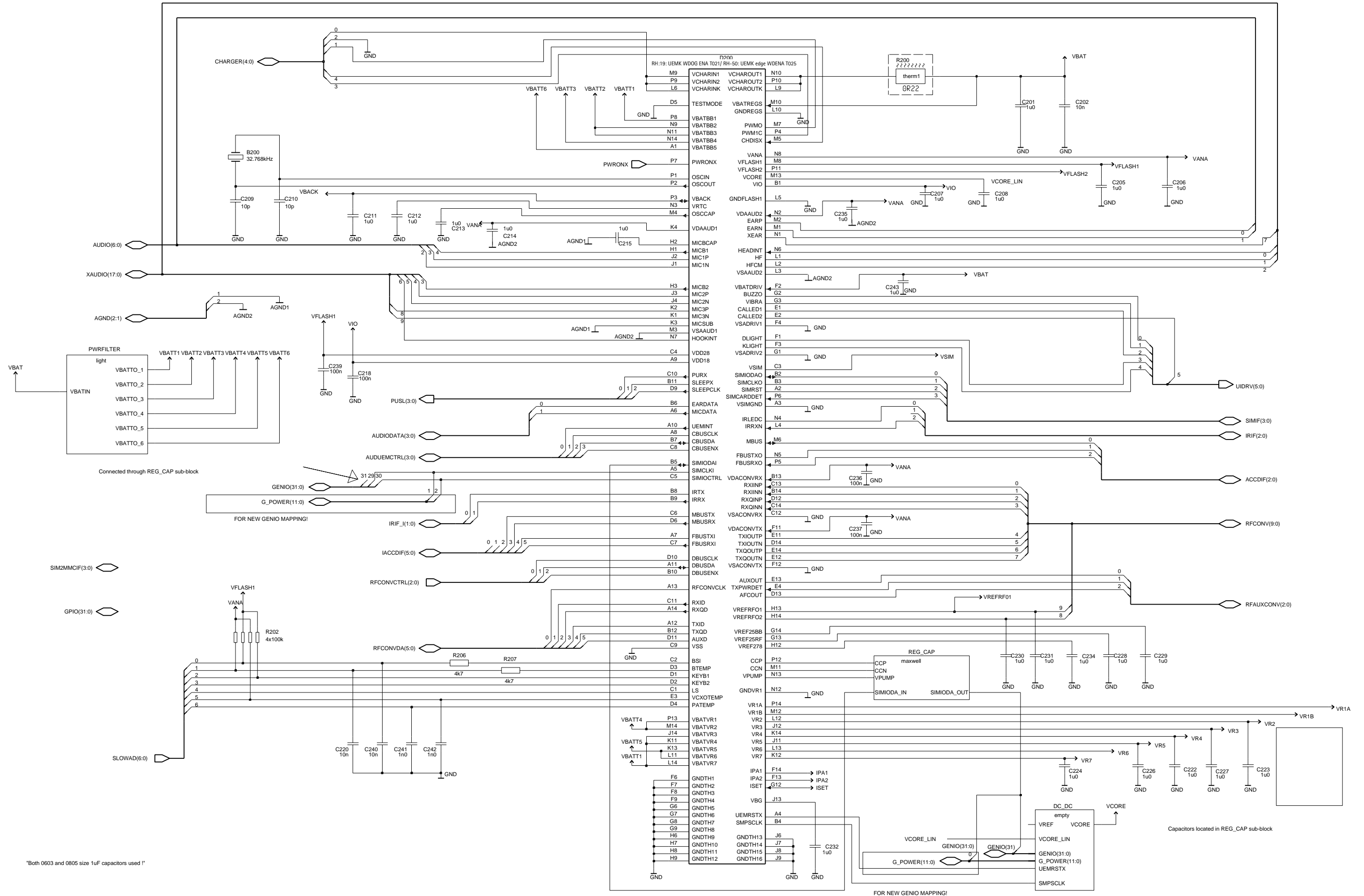
Title: MultiGND Symbol Bypass



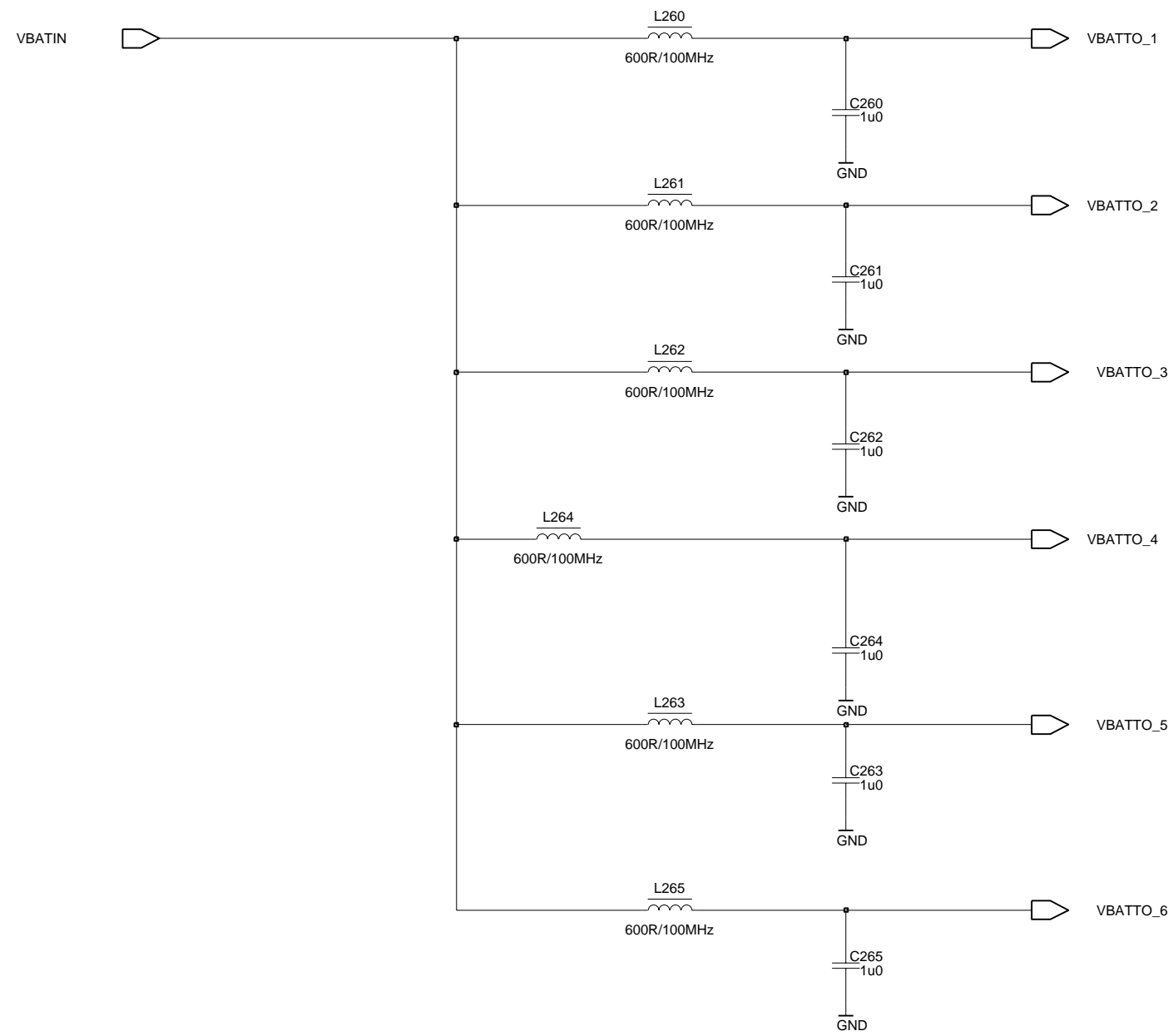
Title: 5 pin Production Test Pattern




Title: Discrete Power Management



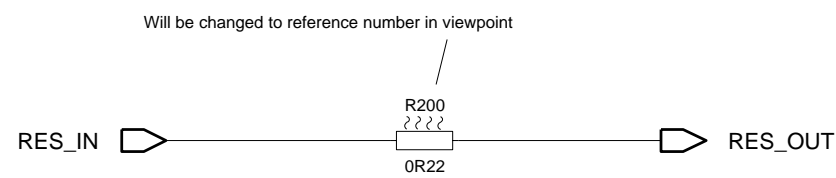
Title: Light Filtering



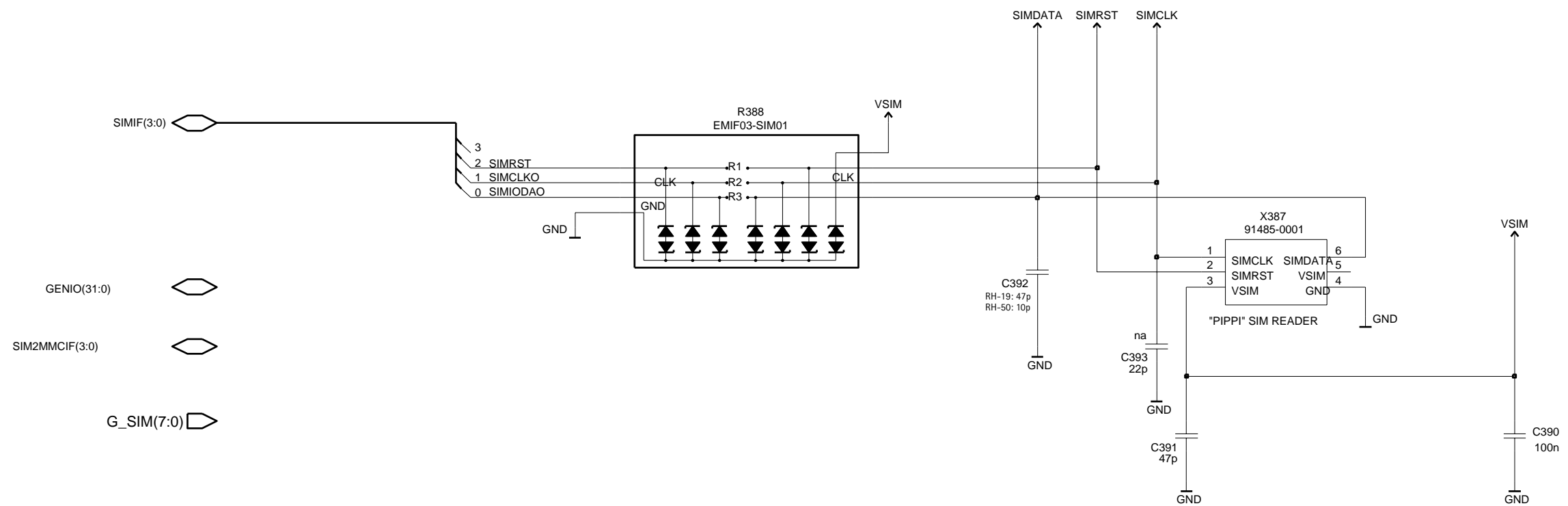
Title: DC/DC Convertor



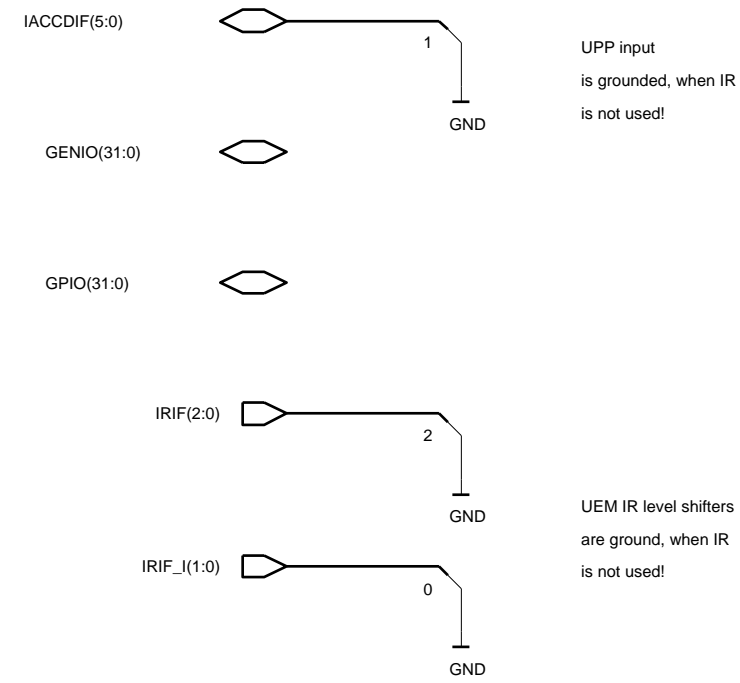
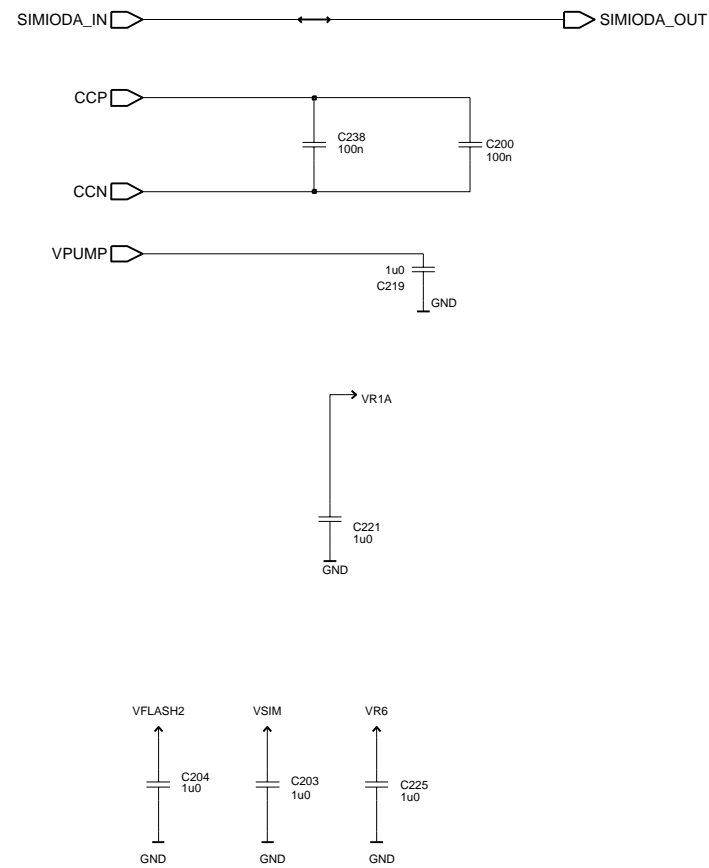
Title: PWR Resistor 0805 thermal1



Title: SIM Reader for RH-19/RH-50

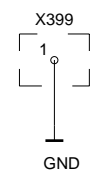


Title: RH-19/RH-50 Filters / No IR Interface present in this project

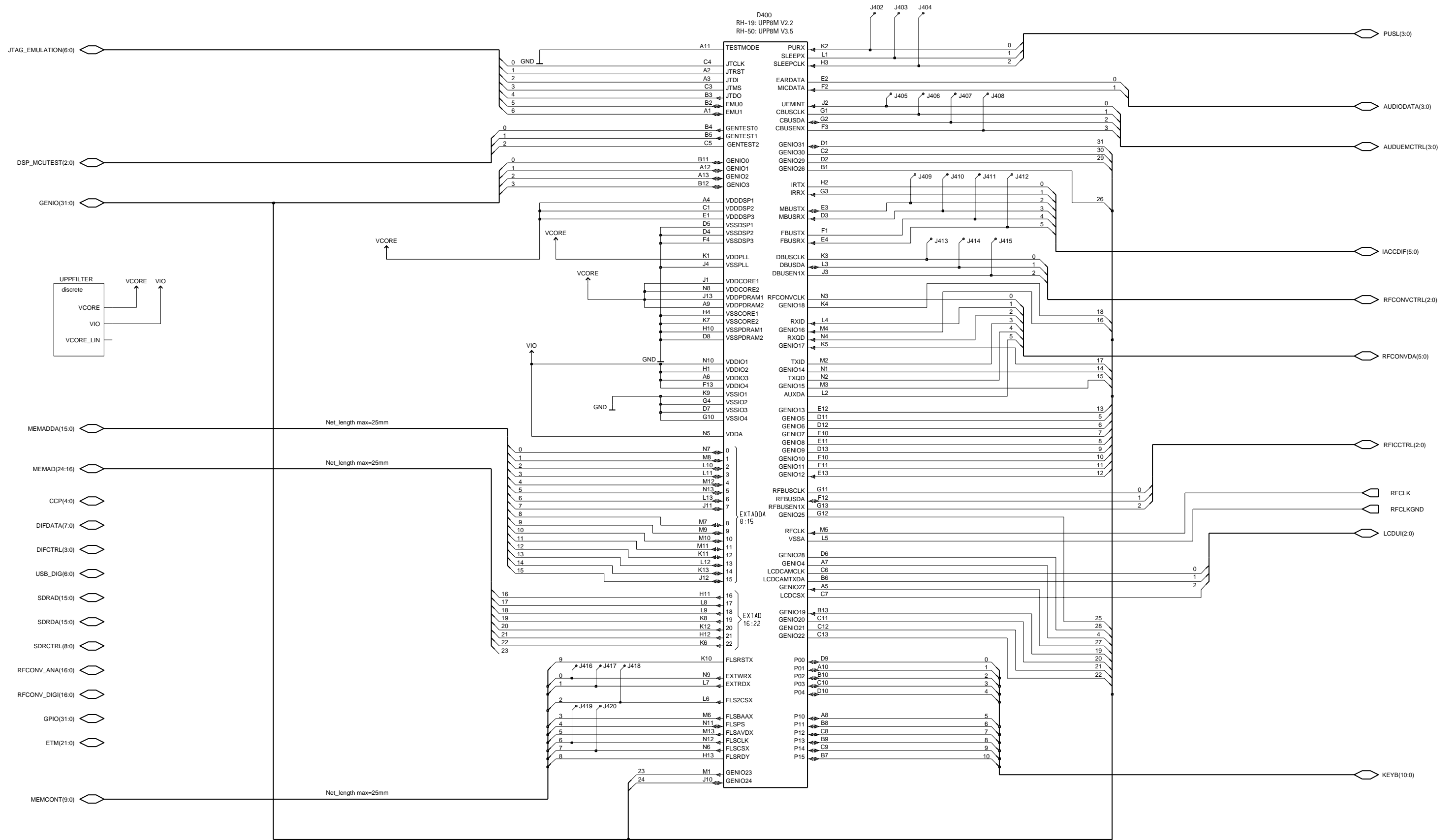


Title: Module ID

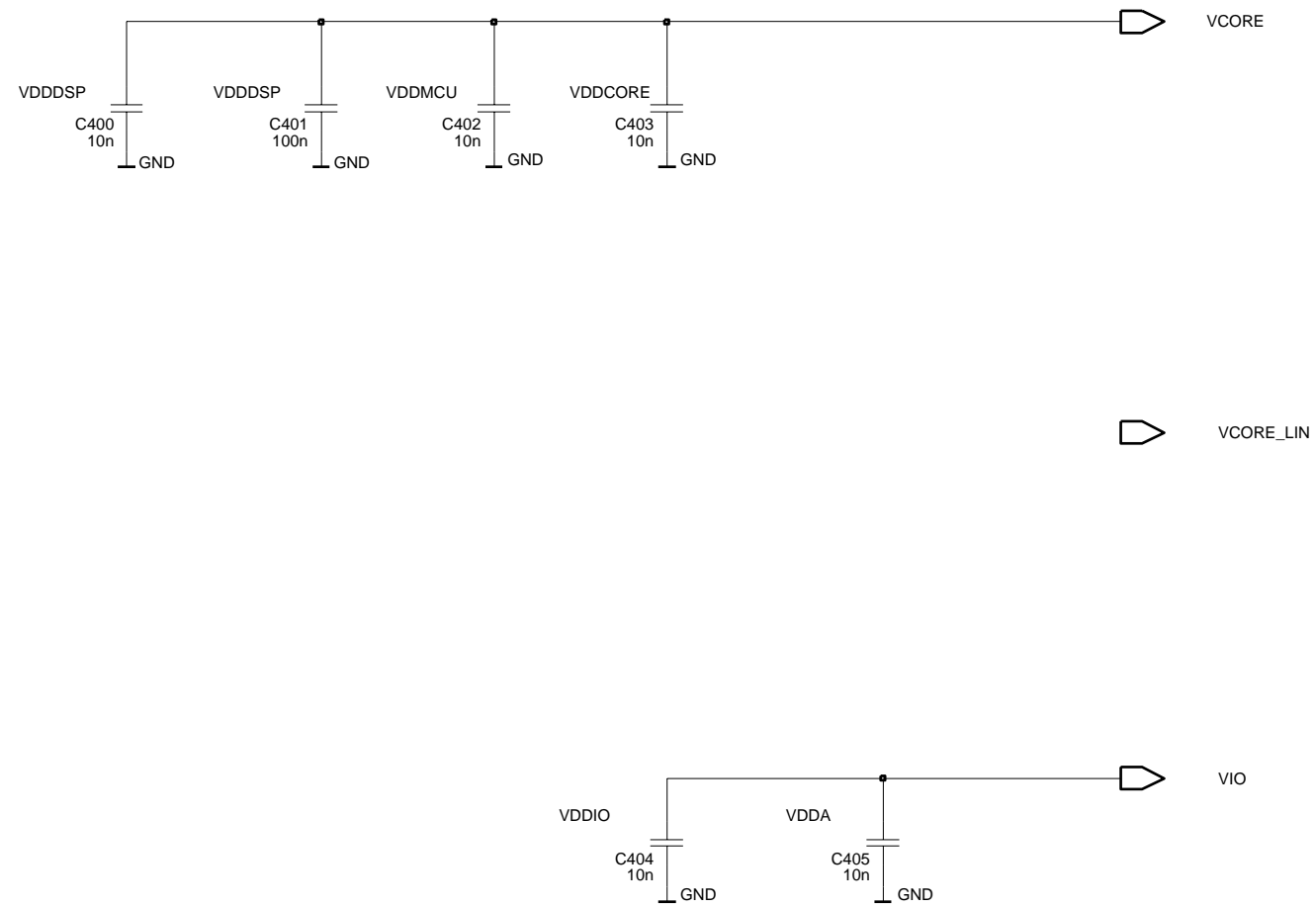
OUTPUT



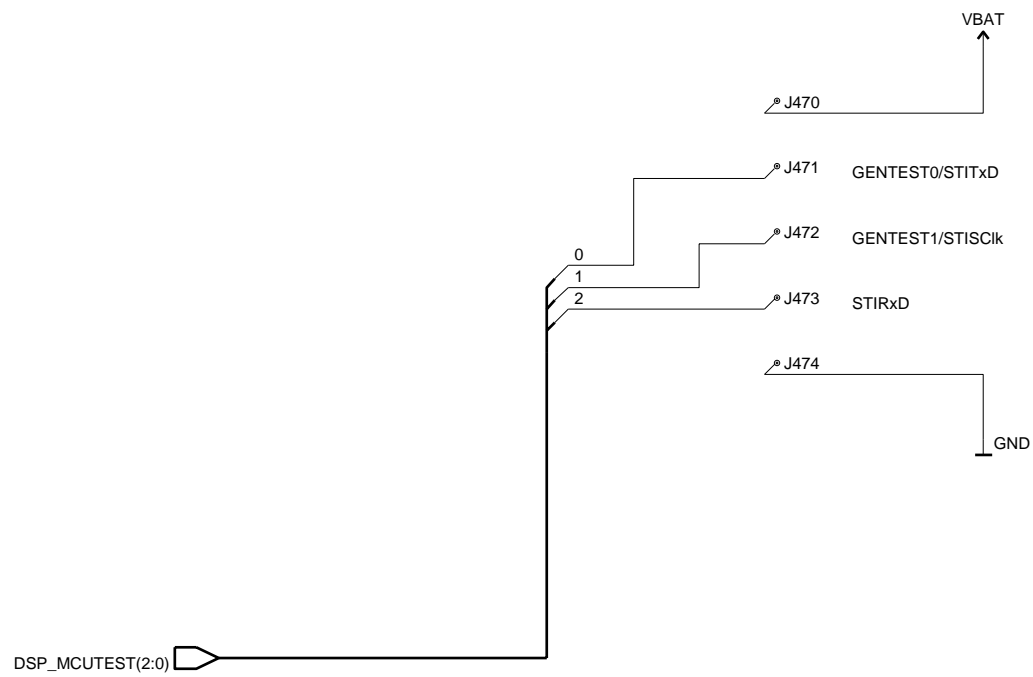
Title: UPP 8M Implementation



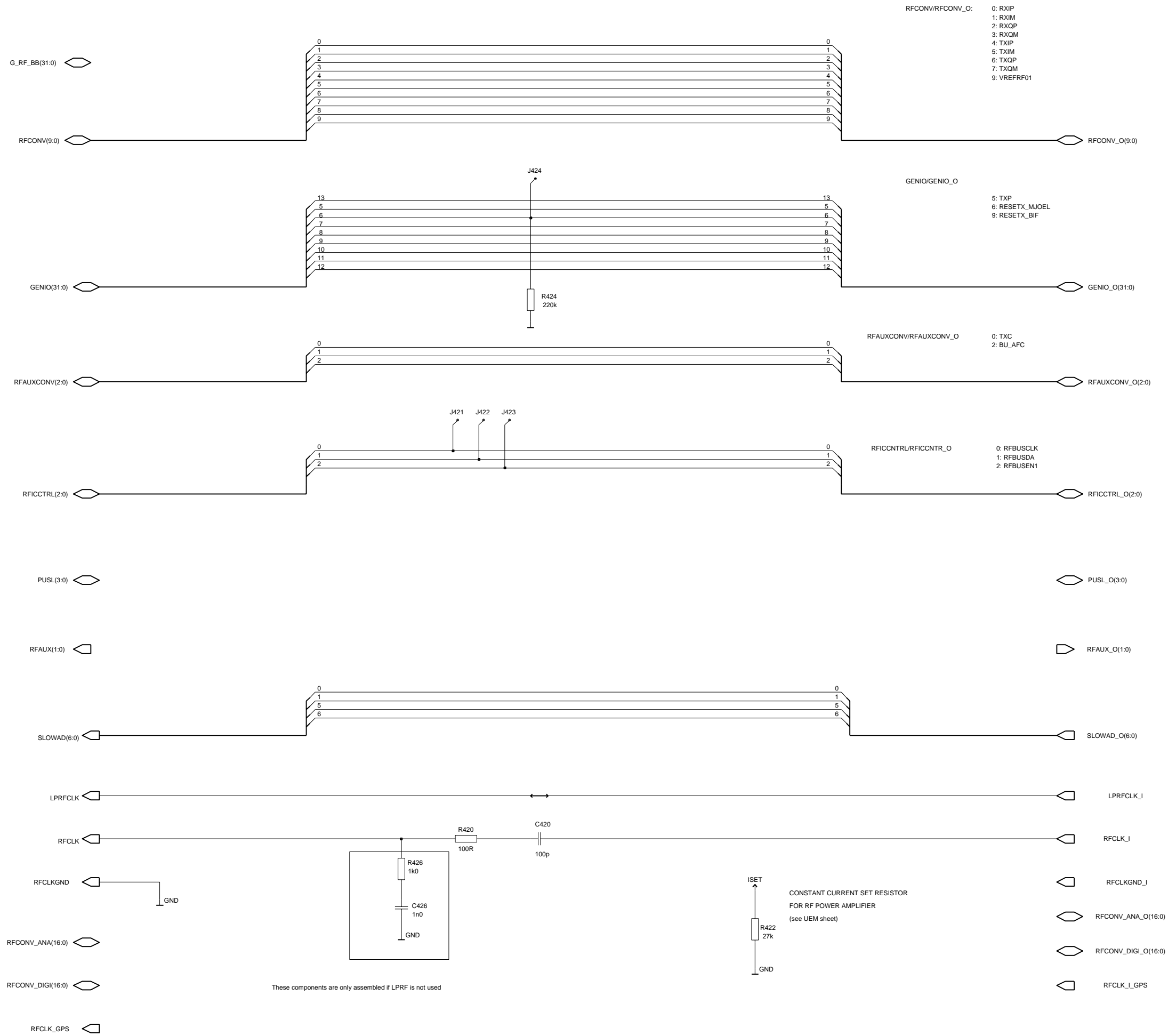
Title: Discrete Decoupling Capacitors for UPP



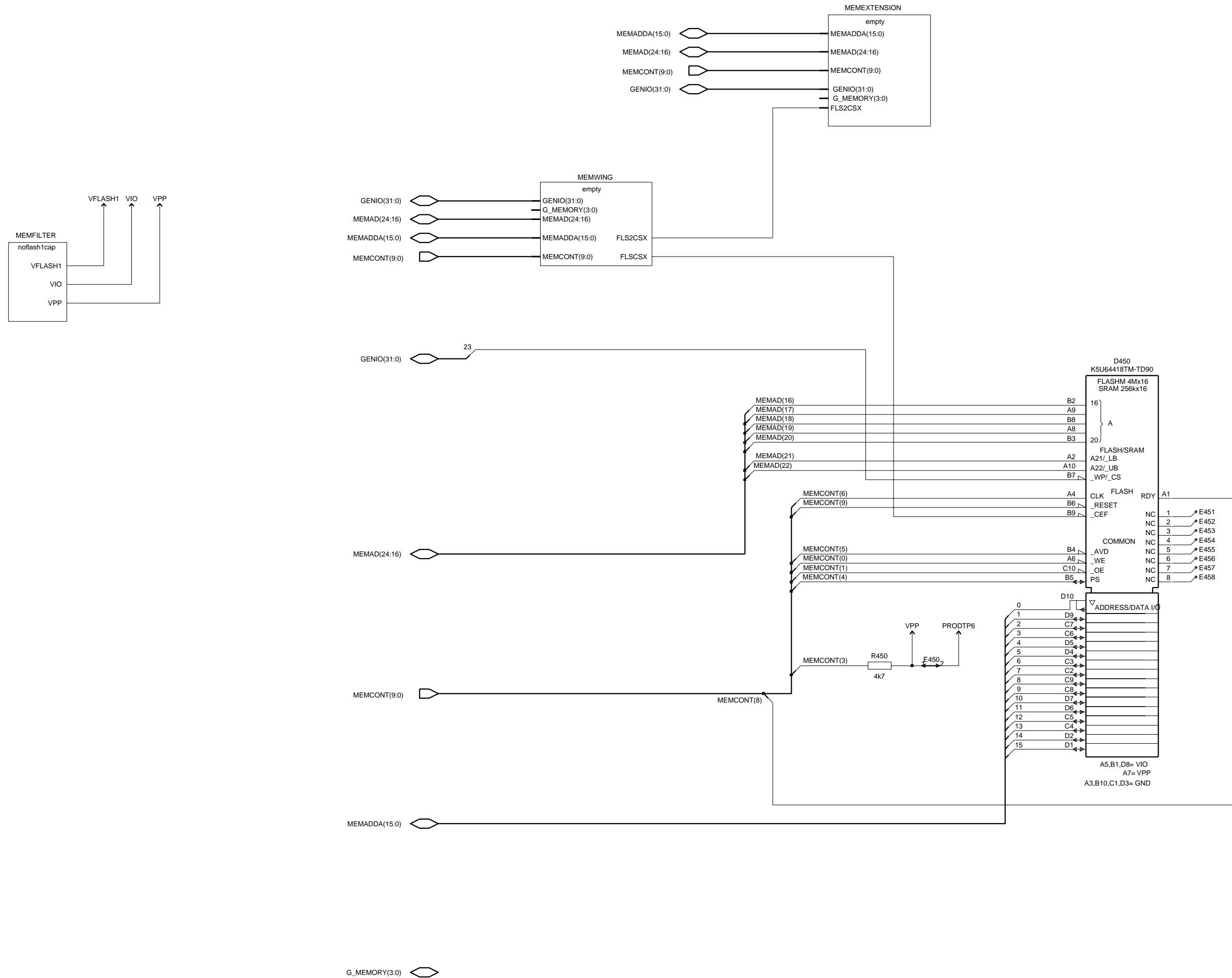
Title: Testpoints based Ostrich Interface



Title: GSM RF - Baseband Interface



Title: Combo Memory 64 + 4 Mbit



Title: Discrete Capacitors for Memory without VFlash1




Title: Empty Wing Sheet

MEMADDA(15:0)


MEMAD(24:16)

GENIO(31:0)

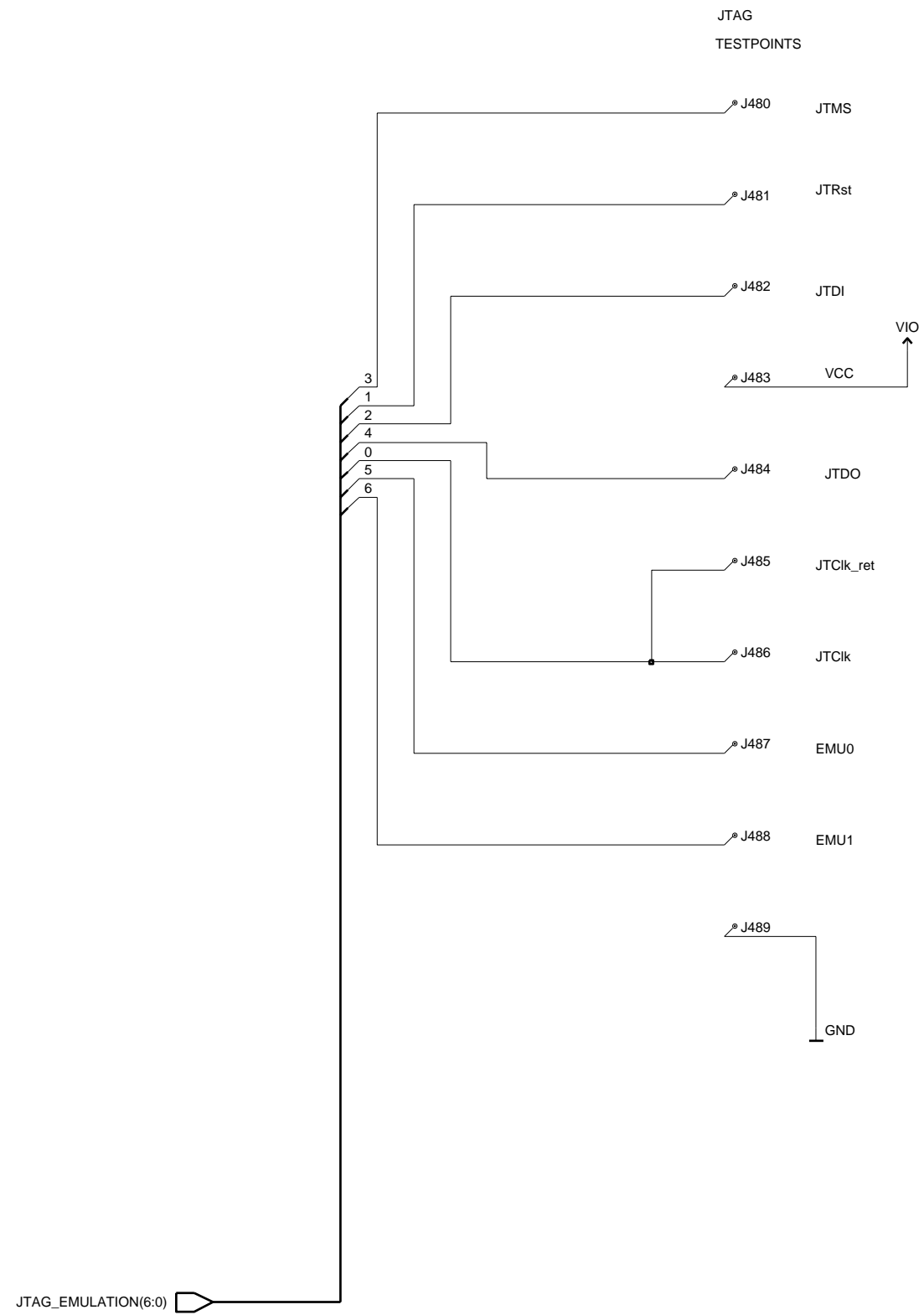
G_MEMORY(3:0)



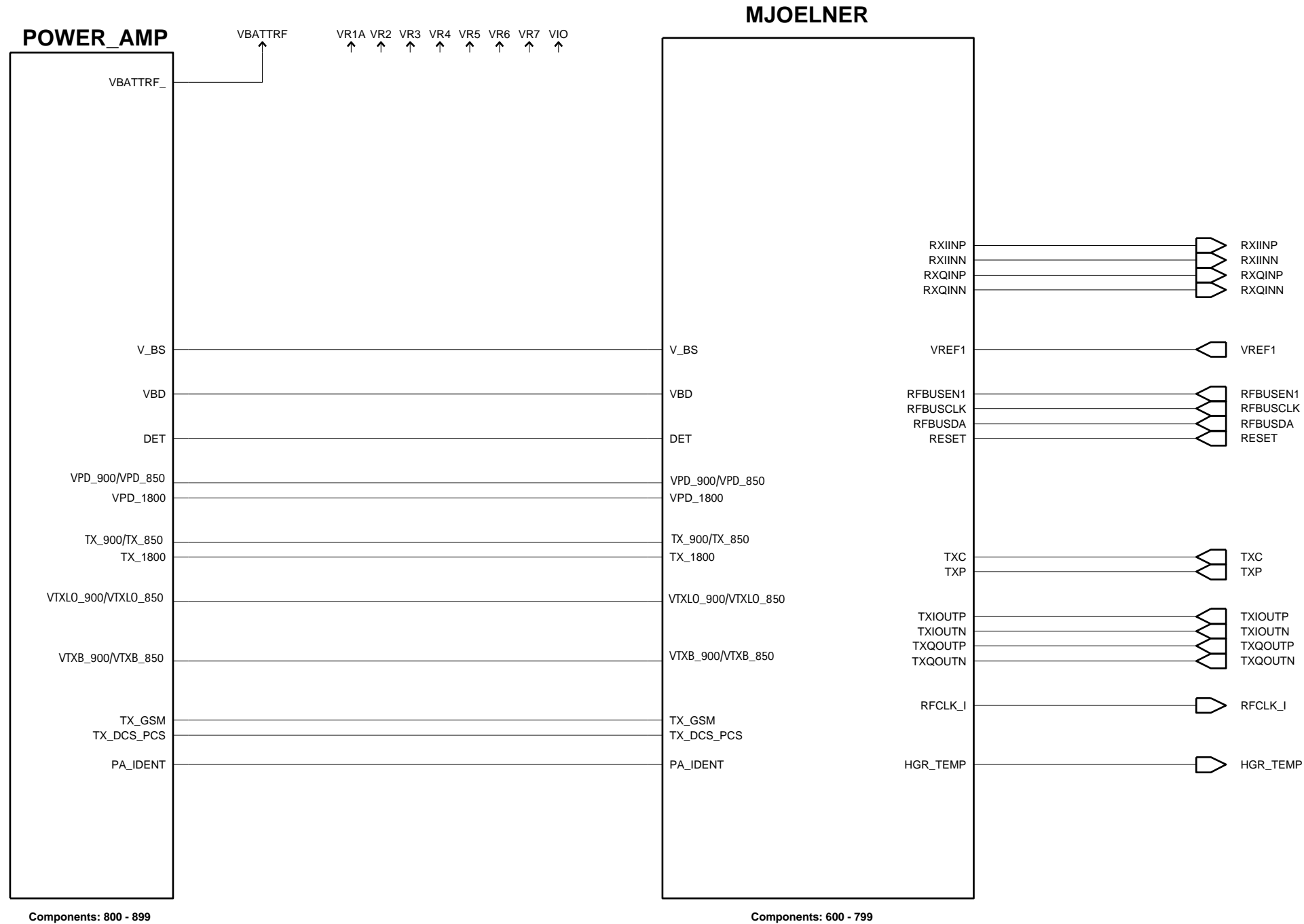
Title: Test and Emulator Interface



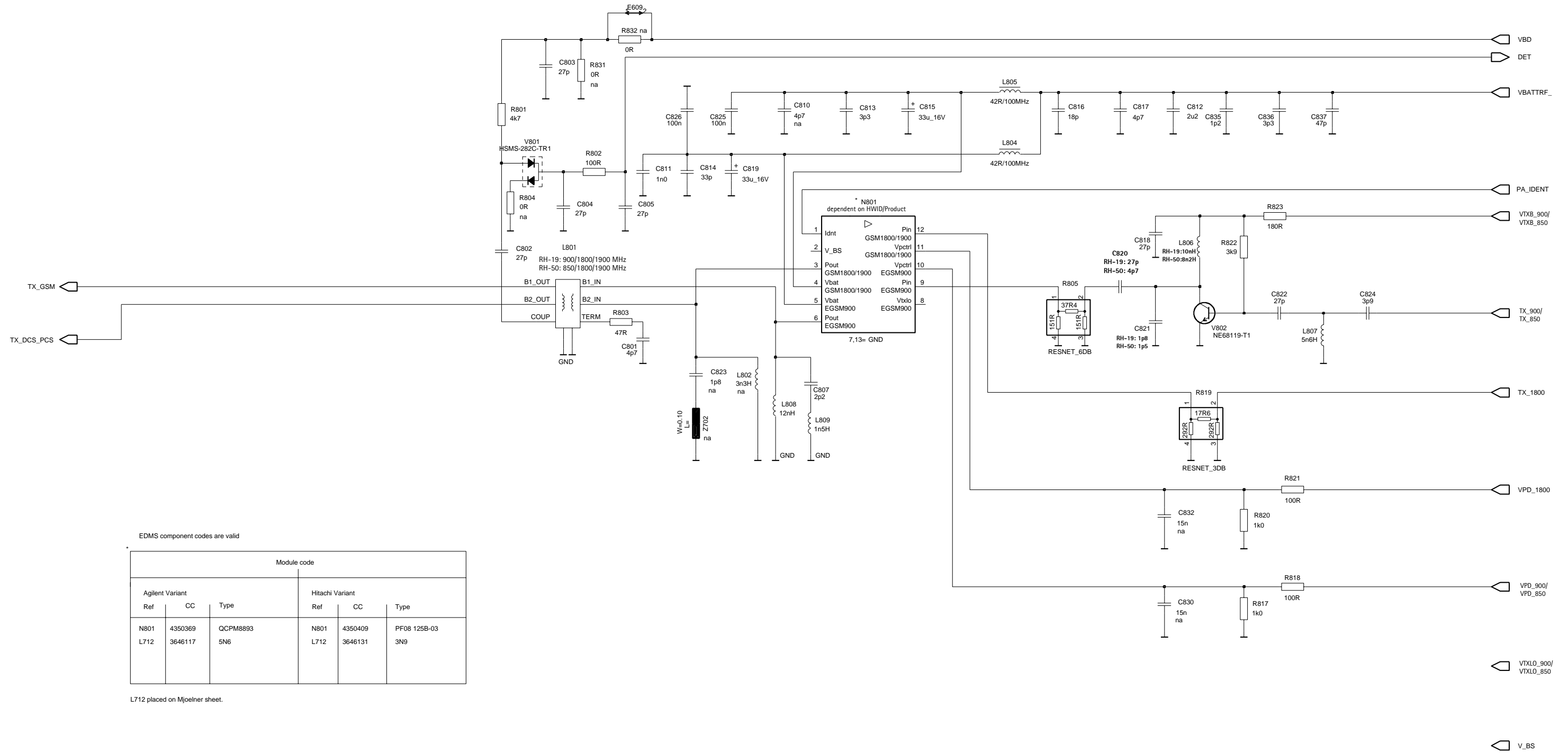
Title: Testpoints for JTAG Emulator



Title: RF Top Sheet



Title: Power Amplifier

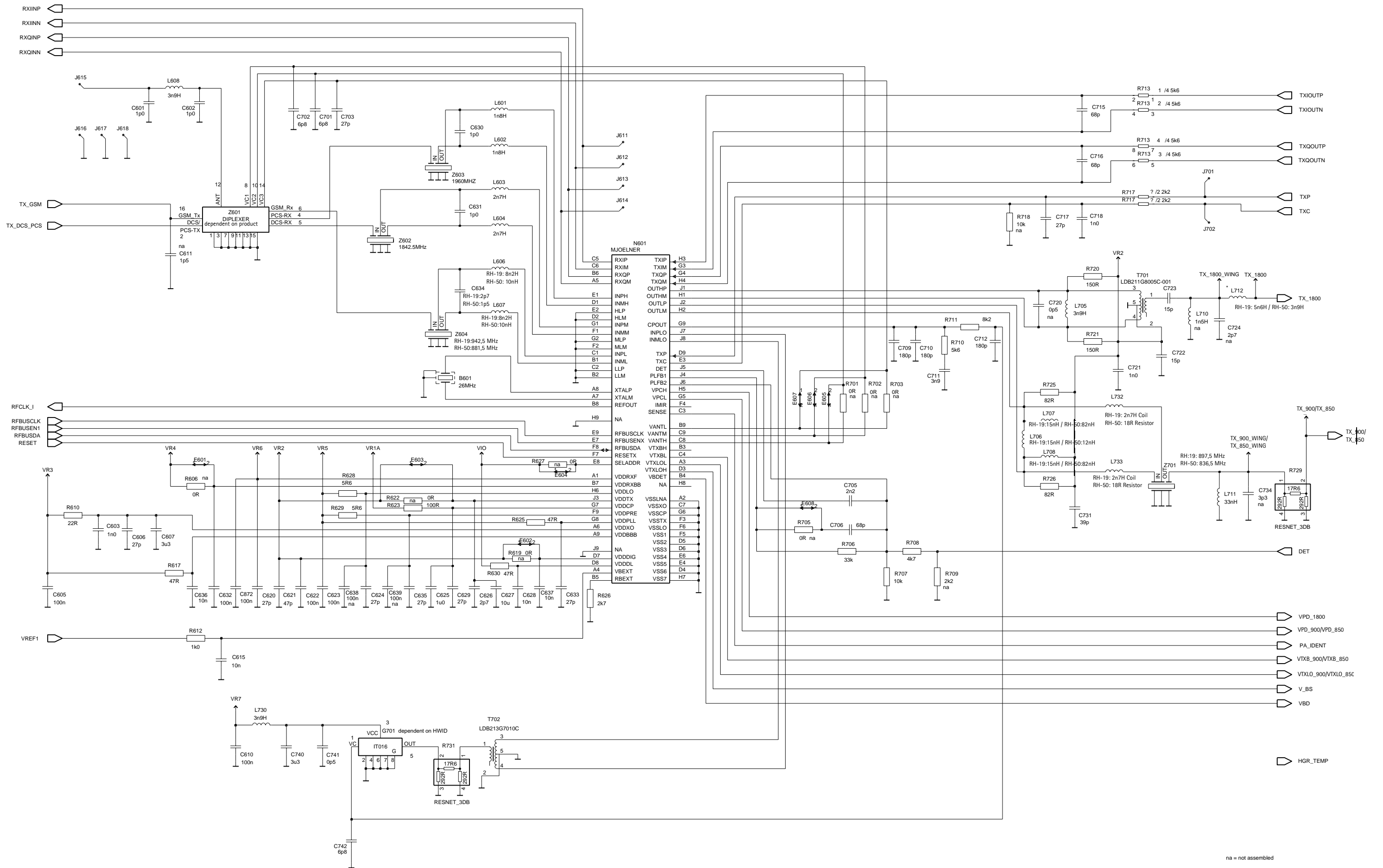


EDMS component codes are valid

Module code					
Agilent Variant			Hitachi Variant		
Ref	CC	Type	Ref	CC	Type
N801	4350369	QCPM8893	N801	4350409	PF08 125B-03
L712	3646117	5N6	L712	3646131	3N9

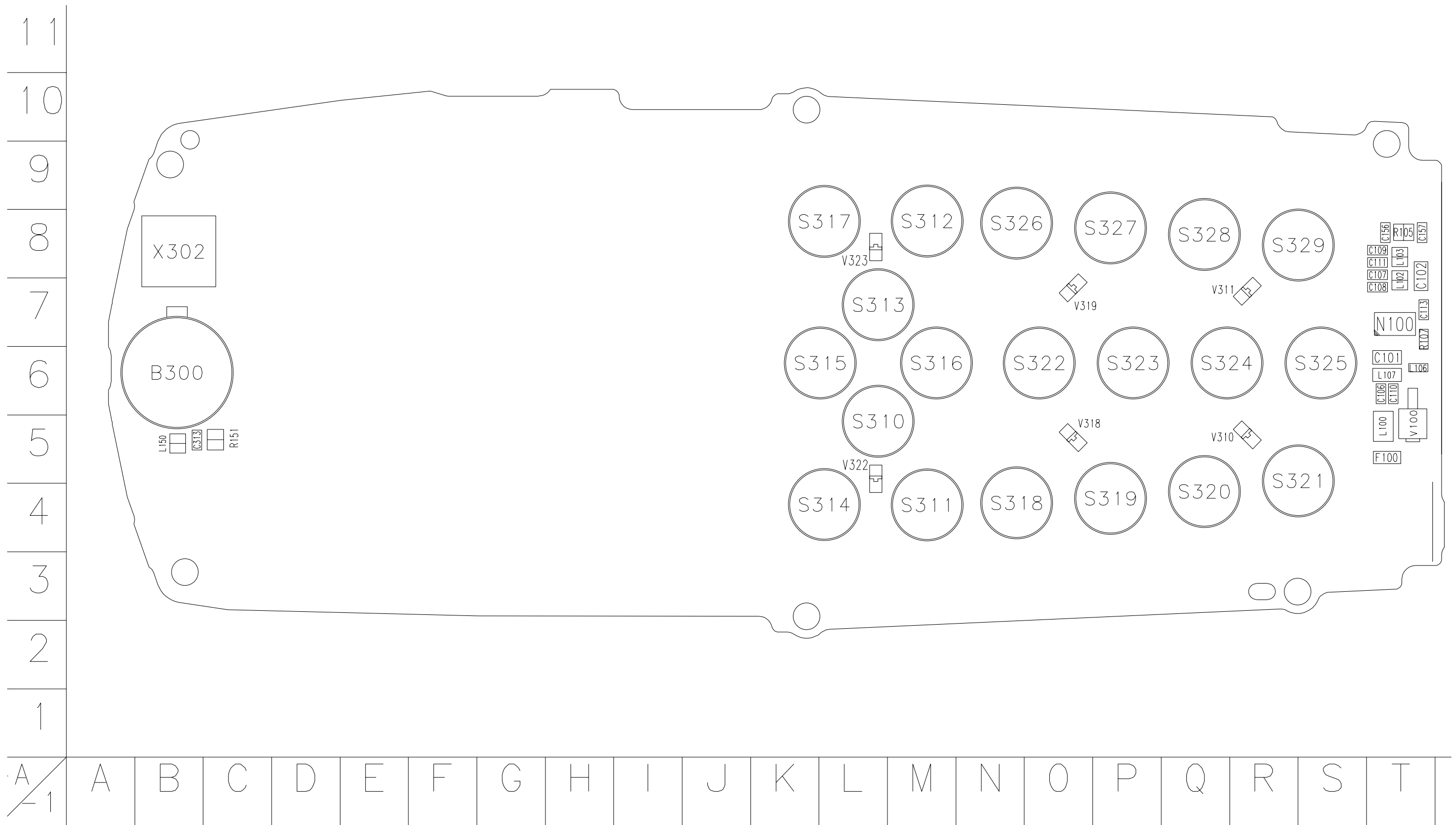
L712 placed on Mjoelner sheet.

Title: Mjoelner



na = not assembled

Component layout diagram, top



Component layout diagram, bottom

(Components in red = not assembled)

